

# PUSHPANJALI MODERN PUBLIC SCHOOL

(GOVT.RECOGNISED)

 -Pmps@2004

Website-www.Pushpanjalitheschool.com

TEL. NO.:987393-2053,987343-2053

Session-2025-26

Summer holidays

homework





## **Dear Parents**

Summer vacation is the much awaited time for the students. They want to make the best out of these days. At the same time, it's a great opportunity for parents to spend quality time with their children. These days are valuable and can be figured into the most useful time of the year.

### **A. Inculcate the habit of reading and writing.**

- Create reading rituals and read together with your child. It doesn't need to be a book always. It could be anything such as newspapers, magazines, hoardings etc.

### **B. Sensitize your children towards plants, animals, birds and their elders.**

- Grow plants with children and set a time to water them.
- Make them keep a shallow earthen pot full of water of animals, outside your house and on terrace for birds. Don't forget to feed the birds, stray dogs in this scorching heat.
- Ask them to respect their elders, hear stories from them, greet them in the morning. Also motivate them to help physically challenged person.

### **C. Make healthy lifestyle a priority.**

### **D. Edify children to adopt cleanliness and personal hygiene.**

### **E. Work in the direction of their overall development.**

- Try to converse in English with them , start with small sentences.
- Try to keep your ward away from internet in case, he/she asks for a screen time. Kindly restrict the timings for games and TV
- Motivate them to play outdoor games. Play with them.

### **F. Nurture in them the concern about nature and others .**

- Let them visit their hometown so that they stay connected to their culture and civilization.
- Make visits to public places and let them introduce about how anything functions.

The Holiday Homework must be completed in all respect and should be submitted to the class teacher/respective subject teacher within three days of reopening of School after summer vacation.

**'HAPPY SUMMER HOLIDAYS'**

# **Class-1<sup>st</sup>**

## **Subject: English**

Q.1) English(R):Learn lesson 1 and 2(Copy work and book work)

Q.2) English(GR): Learn lesson 1 to 4( copy work and book work)

Q.3) Do 1 page of Handwriting daily

Q.4) Draw your school in A4 size sheet

Q.5) Make a phonic sound chart

Circle the nouns (10 of them!)

brother	run	chairs	flowers	sit
garden	piano	green	Sarah	fast
sad	cat	pizza	friend	table

Complete the sentences using nouns from above.

1. This is my \_\_\_\_\_. Her name is \_\_\_\_\_.
2. I like to eat \_\_\_\_\_.
3. My pet is a \_\_\_\_\_.
4. I play the \_\_\_\_\_.
5. There are four \_\_\_\_\_ at our \_\_\_\_\_.
6. The \_\_\_\_\_ smell so good in the \_\_\_\_\_.
7. Your \_\_\_\_\_ is tall!



# Months of the year

Fill in the missing letters.  
Completa la letra que falta.



Jan\_ar\_

F\_b\_uary

Marc\_

A\_ril

M\_y

Ju\_e

J\_ly

A\_gu\_t

S\_pte\_ber

O\_to\_er

N\_ve\_ber

De\_embe\_




## कक्षा: प्रथम

### विषय: हिंदी

- कोई 8 रंगों के नाम लिखो (किसी भी आकृति में यह सभी रंग भी भरो)।
- दिनों के नाम लिखो।
- महीनों के नाम लिखो।
- रोज एक पेज सुलेख लिखो।
- बारह खड़ी लिखो।
- मेरा परिचय पर पांच पंक्तियाँ लिखो।
- भाषा के दो रूप लिखो।
- अपने आस-पास दिखने वाले किसी भी एक पक्षी पर कुछ पंक्तियाँ चित्र सहित लिखो (ए-3 शीट पर)।
- छोटे उ की मात्रा वाले चार शब्द लिखो।
- छोटे इ की मात्रा वाले चार शब्द लिखो।
- आ की मात्रा वाले चार शब्द लिखो।
- स्वर और व्यंजन लिखो।

- चित्र देख कर पहचानो और उसका नाम लिखो।



- नीचे दिए गए अक्षरों से दो दो शब्द लिखो।

Class – I

Holiday Home Work

Maths

Worksheet :-

1) Draw stars to make a frame of ten stars

*	*	*		

2) Fill in blanks:-  
Count forward:-

22	23		

3) Rewrite the numbers in increasing order:-

(a)	40	30	10	50
(b)	12	7	25	30



4) Colour the bigger object Green and the smaller object Red



- (1) Write table from 2 to 4 (ten times)
- (2) Draw any four 3D shapes (solid shapes) in A3 sheet
- (3) Draw any four 2D shapes (flat shapes) in A3 sheet

#### Activity 1

Dear Student

Illustrate the word ON, UNDER, ABOVE AND BELOW using one example from your home. You may use real pictures and paste them on a A3 sheet. Encircle the objects depicting the usage of words.

#### Activity 2

Cut different shapes out of glazed papers of different colours, use these shapes to make any one pictures (ie. Boat, Robot and Hut)

5) 



Count the fingers. Write the number and number name.

6) Add



7) Add and match

$$8+2$$

7

$$6+1$$

10

$$5+4$$

14

$$7+7$$

9

# Worksheet

(1) Which number is missing

7

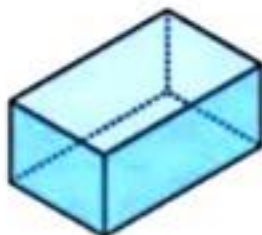
8

9

11

12

(2) Tick all the 3D shapes below



(3) What comes after

18



35



(4) What shape am I

(a) I have 0 sides and 0 corner. I am round, what shapes am I ?

.....

(b) I have three sides and 3 corner. I am shapes like a slice of Pizza, what shape am I?

\_\_\_\_\_

# **Class-1<sup>st</sup>**

## **Subject: E.V.S**

Q.1) Learn lesson 1 to 4 (copy work and book work)

Q.2) Paste your photo and write down the following things in A4 size sheet:

- a. Your name
- b. Your address
- c. The colour of your hair
- d. The colour of your eyes
- e. Your favourite food name
- f. Five things you like to do

Q.3) Make a model of sense organs

Q.4) Make a chart of the healthy and unhealthy foods.



Match the following sense organs with their function.

Eyes



Tongue



Ears



Nose



Skin



# HUMAN SENSES

Cut and paste the senses.


Hear

Taste

See

Touch

Smell



Direction: Connect the pictures to the correct word.



**Good  
Manners**



**Bad  
Manners**



# Food We Eat

Circle the odd one out.

1.	apple	radish	banana
2.	mango	orange	potato
3.	onion	paneer	curd
4.	pasta	milk	noodles
5.	rice	wheat	rose

Identify the following food and write their names.

vegetables, milk, egg, fruits, butter, cheese





## Class – First

### Computer

- Draw a monitor and color it.
- Write the name of any four manual machines.
- Write the name of any four electronic machines.
- Write the name of any two places where computer is used.
- Circle the objects that are machines.



## Matching - Computer Parts

Directions: Identify and match each computer term.



1.

A. Keyboard



2.

B. Monitor



3.

C. Printer



4.

D. CPU



5.

E. Mouse

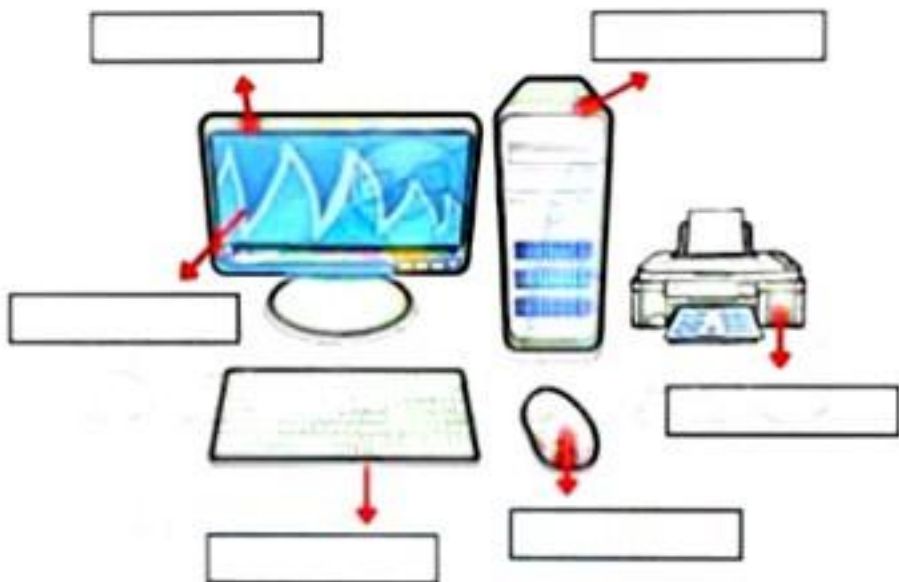


6.

F. Speakers

# PARTS OF COMPUTER

Cut out the words and paste them in the correct box to label the parts of the computer.



keyboard

CPU

mouse

printer

screen

monitor

# **Class-1<sup>st</sup>**

## **Subject: G.K**

Q.1) Learn lesson 1 to 9 (book work and copy work)

Q.2) Make a family tree in A4 size sheet.

Q.3) Draw any festival in a A4 size sheet

Q.4) Paste any 5 picture of National symbols in a A4 size sheet.



Label the parts of the body below.

arm

hand

leg

foot

eye

mouth

ear

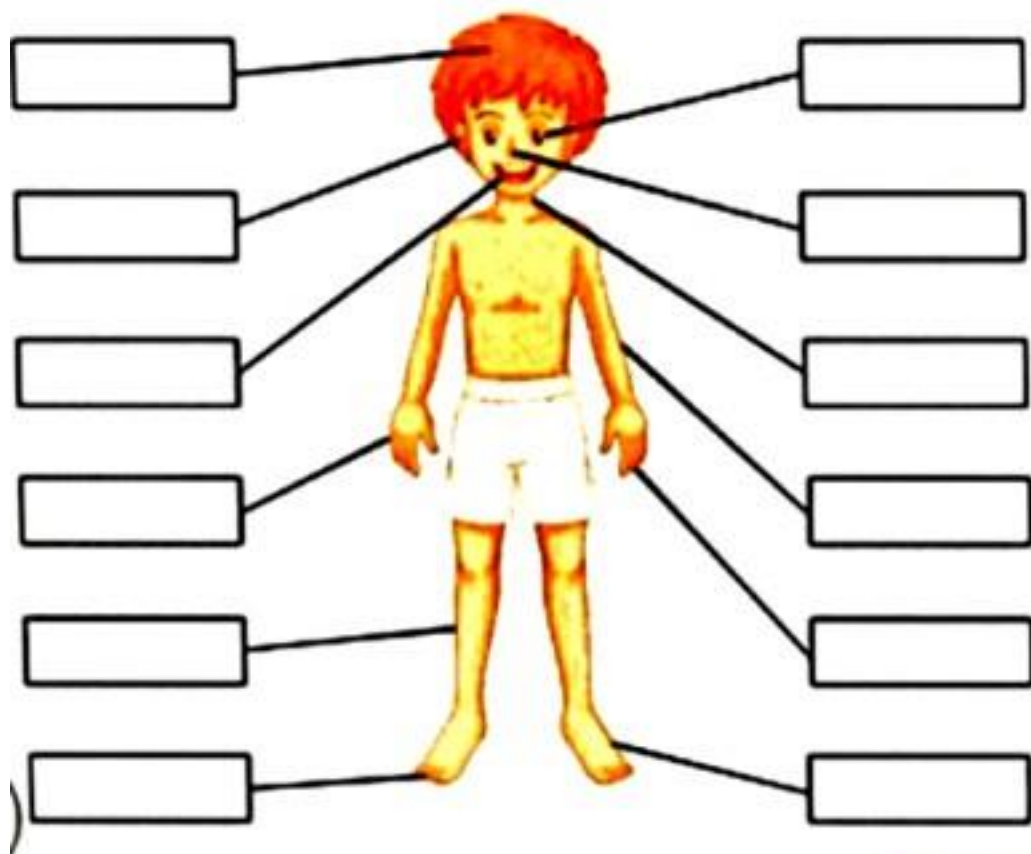
nose

neck

toes

fingers

head



# Our Country

## A. Match the following :

A

1. South India
2. National Emblem
3. Chakra
4. Oldest banyan tree
5. National flower

B

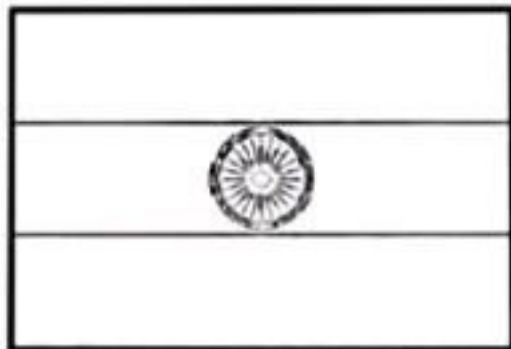
- a. 24 spokes
- b. Kolkata's botanical garden
- c. Lotus
- d. Famous temples
- e. Lion capital of Ashoka pillar

## B. Fill in the blanks using words from the box :

Tricolour, Tiger, Vande Mataram, Ganga, Jana-Gana-Mana

1. \_\_\_\_\_ was written by Bankim Chandra Chatterjee.
2. \_\_\_\_\_ is our national animal.
3. \_\_\_\_\_ is our national anthem.
4. The \_\_\_\_\_ is our sacred river.
5. \_\_\_\_\_ is our national flag.

## C. Colour the given pictures :



# Direction Words

Write the missing first letter for each direction.



\_\_ast



\_\_est



\_\_orth



\_\_outh



\_\_top



\_\_o

# Class-1<sup>st</sup>

## Subject: Drawing

Q.1) Complete page no. 3 to 11 in drawing book.

Q.2) Draw and color (in drawing copy).


- a. Apple
- b. Sun

Q.3) Make a collage of The Peacock (in A4 size sheet).

Q.4) Make a scenery in A4 size sheet with different types of pulses.

**NOTE: All written works will be done in 3-in-1 copies.**

# FILL THE COLOUR



Have a happy and Safe  
Summer Holidays

**Session-2025-26**



**Pushpanjali Modern Public**  
**School**